

## **ROAD SAFETY AND TRAFFIC SIGNS IN INDIA**

**Dr. Rajesh Kumar**

*Assistant Professor, Department of Physical Education,  
Sanatan Dharma College Ambala Cantt*

### **ABSTRACT**

A person ready to drive for the first time on road, he need to learn the rules and regulations of the road. The road signs or symbols and marking help the road users to follow the rules and should be mastered before venturing on the road. They also serve to guide, inform and caution, so need to full attention, respect and the drivers appropriate response. *“Safety is not just a Slogan; It is a way of life”* The present article will be useful for potential drivers and young people who are beginning to use road their own and also to existing road users. It is hope the present article will help our road users improve their awareness and to be more responsible while on the road accidents.

### **INTRODUCTION**

Driving a motor vehicle is not a right. Rather, it is a privilege and this privilege comes with many responsibilities. In order to enjoy the privilege of driving, it is important that you should know what laws, rules and regulations exist for safe driving and must follow them at all times. As the driver of a vehicle, your aim should be to make driving a safe and enjoyable experience for yourself, for the passengers in your vehicle, as well as for other drivers sharing the road. Driving is a complex task and complicated situations can arise at any point of time. How you react to such situations depends upon your training, alertness and your attitude while driving.

Lack of knowledge and perpetual disobedience of traffic rules have

made our roads extremely unsafe. It does not come as a surprise that most of the drivers of motor vehicles, pedestrians, cyclists and even the traffic police personnel managing and controlling traffic on the roads are not fully aware of the traffic rules and driving regulations. Lack of awareness of the basic concepts of safe or defensive driving coupled with poor enforcement of rules of the road have resulted in chaotic driving conditions on Indian roads. More than 1,50,000 persons die in accidents on Indian roads every year.

The situation on the road safety front will not improve unless the prospective drivers are imparted proper training. One of the most important steps to bring some discipline on the roads and prevent accidents is to offer quality driver training and implement an effective licensing system.

## **ROAD SAFETY**

Road safety refers to the measures which must be adopted by everyone while using roads. These safety methods are meant for reducing the risk of accidents and injuries or casualties on the road. These rules must be followed by all users of roads including pedestrians, cyclists, motorists, and bus and truck drivers. Safety methods also relate to the construction, layout of roads as well as traffic regulation systems. So, we can summarize that road safety involves:-

- The design of roads and highways.
- Laws pertaining to traffic and vehicles.
- Systems of traffic safety and control.
- Driver education.
- School students' education.
- Mass education.
- Traffic regulation and road safety signs.
- Vehicle design and motor vehicle safety inspection and maintenance.

## **ROAD TRAFFIC SIGNS AND SIGNALS**

Traffic signs, signals and markings on the roads and pavements are meant to provide clear guidance to help the drivers drive safely, regulate traffic, cautioning the drivers of dangers ahead, and informing the drivers of

facilities available en-route. They convey a clear, visual and precise meaning in a simple form. Every prospective driver, therefore, must know all road signs, signals and markings found on the public roads and highways and follow them at all times.

## Signs









Road signs are published by Indian Road Congress (IRC) and use symbols and pictures. These are uniformly followed across the country. They are shape and color - coded to give you a quick idea about what the sign says even before you are close enough to read it. Road signs are of three types:

- **Mandatory Signs**
- **Cautionary Signs**
- **Informatory Signs**

## Mandatory Signs













These signs are mandatory and must be followed at all times. Mandatory signs are circular, except the 'Stop' sign and the 'Give Way' sign. Mandatory signs are reproduced below for your quick reference.

### MANDATORY OR REGULATORY SIGNS

			
Stop	Give way	No entry	Straight prohibited
			
One way	One way	Vehicles prohibited in both directions	Horn prohibited









			
Pedestrians prohibited	Cycles prohibited	Right turn prohibited	Left turn prohibited
			
U-turn prohibited	Overtaking prohibited	Trucks prohibited	Tonga prohibited
			
All motor vehicles prohibited	Hand cart prohibited	Bullock cart prohibited	Bullock and hand carts prohibited
			
No parking	No parking or stopping	Speed limit	Axle load limit
			
Width limit	Weight limit	Length limit	Load limit
			
Restriction and			

COMPULSORY DIRECTION CONTRAL

			
Turn left	Turn right	Ahead or turn left	Ahead or turn right
			
Ahead	Keep left	Sound horn	Cycle rickshaw track
			
Sleep road ahead	Main road ahead	Pedestrians only	Buses only

CAUTIONARY SIGN



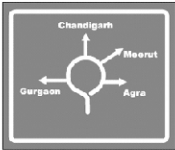
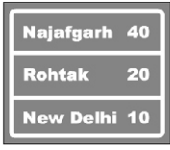
















Cautionary signs are meant to warn the drivers about the hazardous or abnormal conditions lying ahead. These signs are triangular in shape. The following cautionary signs are included in the motor vehicle act, 1988









			
Right hand curve	Left hand curve	Right hand pin bend	Left hand pin bend
			
Right reverse bend	Narrow bridge	Gap in median	Cycle crossing







Pedestrian crossing	School	Men at work	Roundabout
Narrow road	Road widens	Side road left	Side road right
Major road	Major road	Staggered intersection	Staggered intersection
Y-intersection	Y-intersection	Y-intersection	T-intersection
Start of dual carriageway	End of dual carriageway	Reduced carriageway	Reduced carriageway
Two way	Cross road		

## INFORMATORY SIGNS

- Informatory signs provide information on direction, destination, road side facilities etc. to the drivers. These signs are square or rectangular in shape.

 <p>Advance direction</p>	 <p>Map type advance direction</p>	 <p>Rotary intersection</p>	 <p>Reassurance</p>
 <p>Direction</p>	 <p>Direction</p>	 <p>Place identification</p>	 <p>Truck lay bay</p>
 <p>Toll booth ahead</p>	 <p>Parking this side</p>	 <p>Parking both sides</p>	 <p>Cycle stand</p>
 <p>Scooter and motor cycle stand</p>	 <p>Taxi stand</p>	 <p>Auto-rickshaw stand</p>	 <p>Cycle-rickshaw stand</p>
 <p>Public telephone</p>	 <p>Filling station</p>	 <p>Hospital</p>	 <p>First aid post</p>

			
Eating place	Light refreshment	No through road	No through side road
			
Resting place	Pedestrian subway	Airport	Repair facility

			
Police station	Railway station	Bus stop	Taxi stand
			
Auto-rickshaw stand	Cycle-rickshaw stand		

## CONCLUSION

In Conclusion, road safety is very important for people of all age to be safe and secure. Everyone should follow all the rules and regulations and signs of all road traffic. Road accidents easily prevented if people are just little bit more attentive and careful towards their surroundings. Many projects are supported by different organizations including the World Health Organization (WHO) and the Indian Government. These projects are aimed at increasing public awareness about road safety, facilitating law



**Proceedings of D.H.E. Haryana approved National Seminar on Road Safety Awareness in India**  
enforcement and implementations regarding road safety, advocating for safety behavior and addressing road safety issues.

## **REFERENCES**

- Motor Vehicles Act, 1988
- Central Motor vehicles Rules, 1989
- Motor Vehicles (Driving) Regulations, 2017
- Chandigarh Traffic Police website ([www.chandigarhtrafficpolice.org](http://www.chandigarhtrafficpolice.org))
- Delhi Traffic Police website ([www.delhitrafficpolice.nic.in](http://www.delhitrafficpolice.nic.in))
- Indian Roads Congress, New Delhi
- Institute of Road Traffic Education ([www.irte.com](http://www.irte.com))
- Institute of Driving Training and Research, New Delhi (<http://www.idtrmaruti.com>)
- 'Get There - Your Guide to Travel Safety', The Auto Club and Minnesota Safety Council
- Minnesota, USA, Drivers Manual
- Kentucky, USA, Drivers Manual
- New Hampshire, USA, Drivers Manual
- Dr Adhiraj Joglekar's blog and videos  
(<http://driving-india.blogspot.in>)